



# Counting Caterpillar

A math craft to  
reinforce number  
recognition and ordering.



# Directions:

- Print a page of number strips for each child on colored paper. Counting strips are included to count by 1's to 10, 2's to 20, 10's to 100 or 5's to 50.
- Print a page of caterpillar heads on colored paper. Each child will need one head.
- Children will cut apart each strip of paper and put the numbers into order to correctly. Children will then use the strips to form a chain for the caterpillar's body. They will add the head to their chain too!



14

8

12

4

16

2

20

6

18

10

0

0

10

5

6

1

2

7

4

9

8

3

0	10	40	100	50	60	80	70	30	90	20
---	----	----	-----	----	----	----	----	----	----	----

0

10

40

15

50

35









5

45

30

25

20



# THANK YOU!

THANK YOU SO MUCH FOR DOWNLOADING THIS RESOURCE.  
I HOPE YOU **LOVE** USING IT WITH YOUR LITTLES!



© 2020 SARAH CHESWORTH, FORMERLY YEEHAW! TEACHING IN TEXAS

ALL RIGHTS RESERVED BY AUTHOR. THIS PURCHASE INCLUDES A SINGLE TEACHER LICENSE INTENDED FOR PERSONAL OR CLASSROOM USE. YOU MAY NOT SELL OR DISTRIBUTE ANY PART OF THIS AS YOUR OWN. COPYING ANY PORTION OF THIS RESOURCE AND PLACING IT ON THE INTERNET FOR OTHERS TO DOWNLOAD IS A VIOLATION OF THE DIGITAL MILLENNIUM COPYRIGHT ACT.

## HEY Y'ALL!

I'm *Sarah*. I'm a **wife**, **mom** and **teacher**. Early childhood education is *my passion*.

I love **helping** busy parents and teachers

**make learning FUN!**



## LET'S BE FRIENDS! ❤️

CONNECT WITH ME HERE:

# SARAH CHESWORTH.COM

## CREDITS:



Artwork by [Goodness & Fun](#)